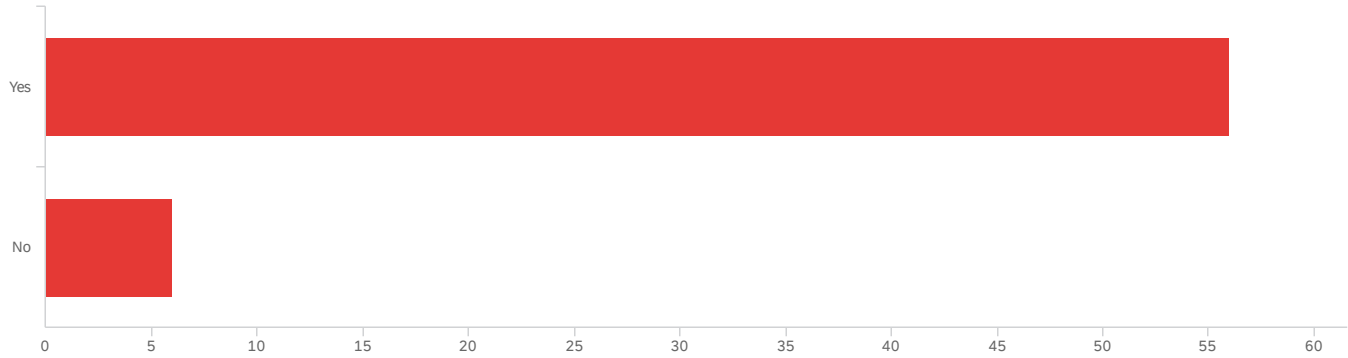


Default Report

Economic Development - COVID-19 Business Assistance Survey

March 13, 2020 2:29 PM MDT

Q3 - Have you experienced any impact on your business from COVID-19?



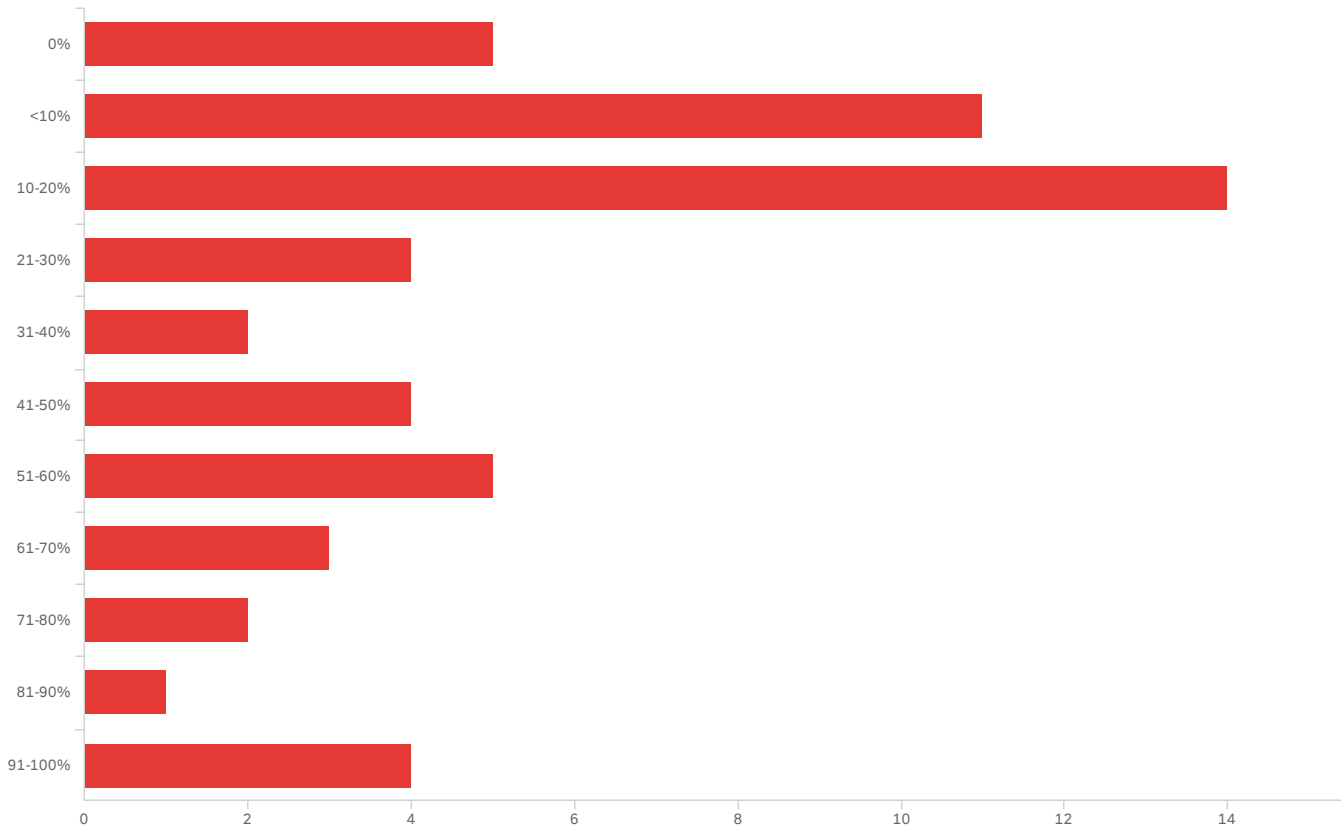
#	Field	Minimum	Maximum	Mean	Std Deviation	Variance	Count
1	Have you experienced any impact on your business from COVID-19?	1.00	2.00	1.10	0.30	0.09	62

#	Field	Choice Count
1	Yes	90.32% 56
2	No	9.68% 6

62

Showing rows 1 - 3 of 3

Q5 - Please estimate the decrease in revenue you have experienced due to COVID-19 since March 1st, 2020.



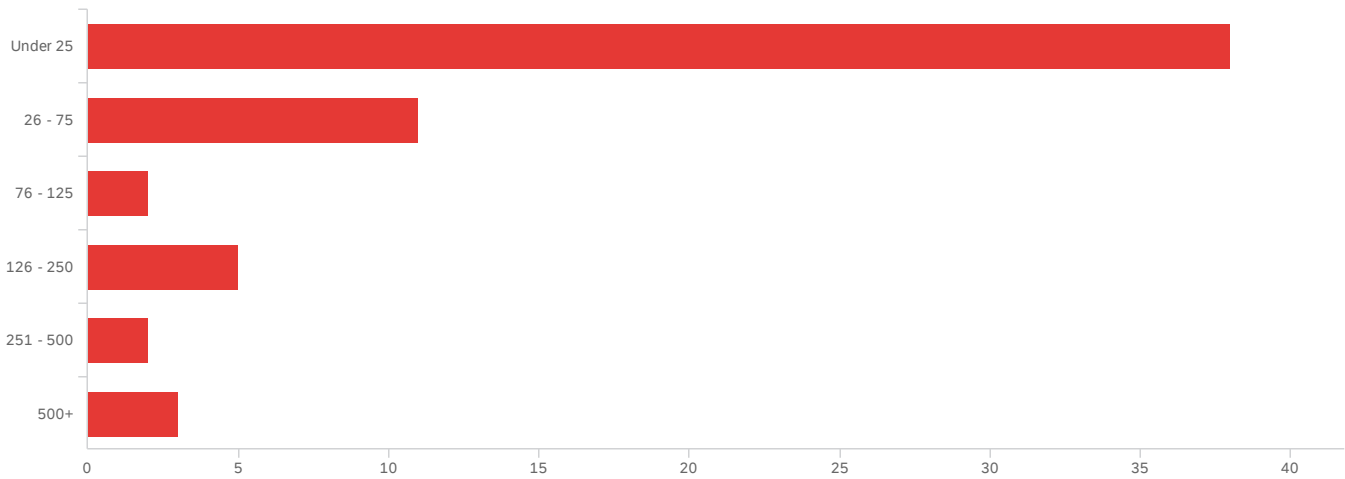
#	Field	Minimum	Maximum	Mean	Std Deviation	Variance	Count
1	Please estimate the decrease in revenue you have experienced due to COVID-19 since March 1st, 2020.	1.00	11.00	4.55	2.95	8.72	55

#	Field	Choice Count
1	0%	9.09% 5
2	<10%	20.00% 11
3	10-20%	25.45% 14
4	21-30%	7.27% 4
5	31-40%	3.64% 2
6	41-50%	7.27% 4

#	Field	Choice Count
7	51-60%	9.09% 5
8	61-70%	5.45% 3
9	71-80%	3.64% 2
10	81-90%	1.82% 1
11	91-100%	7.27% 4
		55

Showing rows 1 - 12 of 12

Q6 - How many employees do you have?



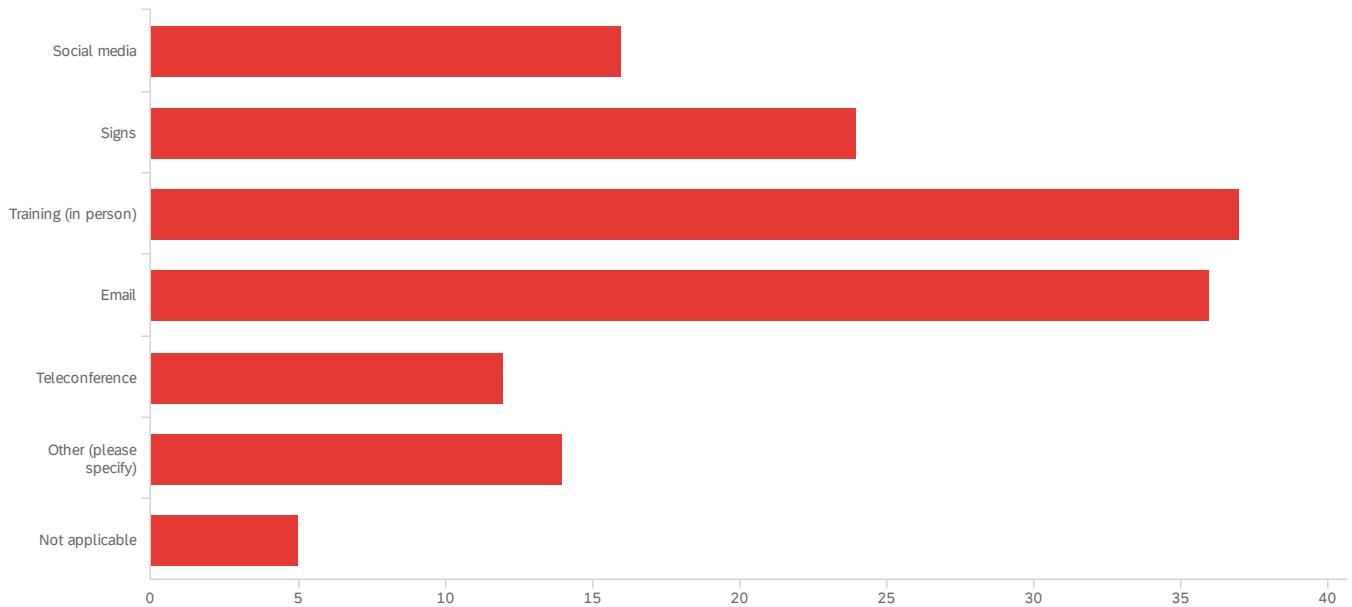
#	Field	Minimum	Maximum	Mean	Std Deviation	Variance	Count
1	How many employees do you have?	1.00	6.00	1.87	1.43	2.05	61

#	Field	Choice Count
1	Under 25	62.30% 38
2	26 - 75	18.03% 11
3	76 - 125	3.28% 2
4	126 - 250	8.20% 5
5	251 - 500	3.28% 2
6	500+	4.92% 3

61

Showing rows 1 - 7 of 7

Q7 - How are you engaging and educating your employees on COVID-19 information?



#	Field	Choice Count
1	Social media	11.11% 16
2	Signs	16.67% 24
3	Training (in person)	25.69% 37
4	Email	25.00% 36
5	Teleconference	8.33% 12
6	Other (please specify)	9.72% 14
7	Not applicable	3.47% 5
		144

Showing rows 1 - 8 of 8

Q7_6_TEXT - Other (please specify)

Other (please specify)

Text message

Texting.

We are closing completely.

Meetings

Other (please specify)

Text

face-to-face discussions about continued employment

face to face

Slack

office meetings

Company meetings

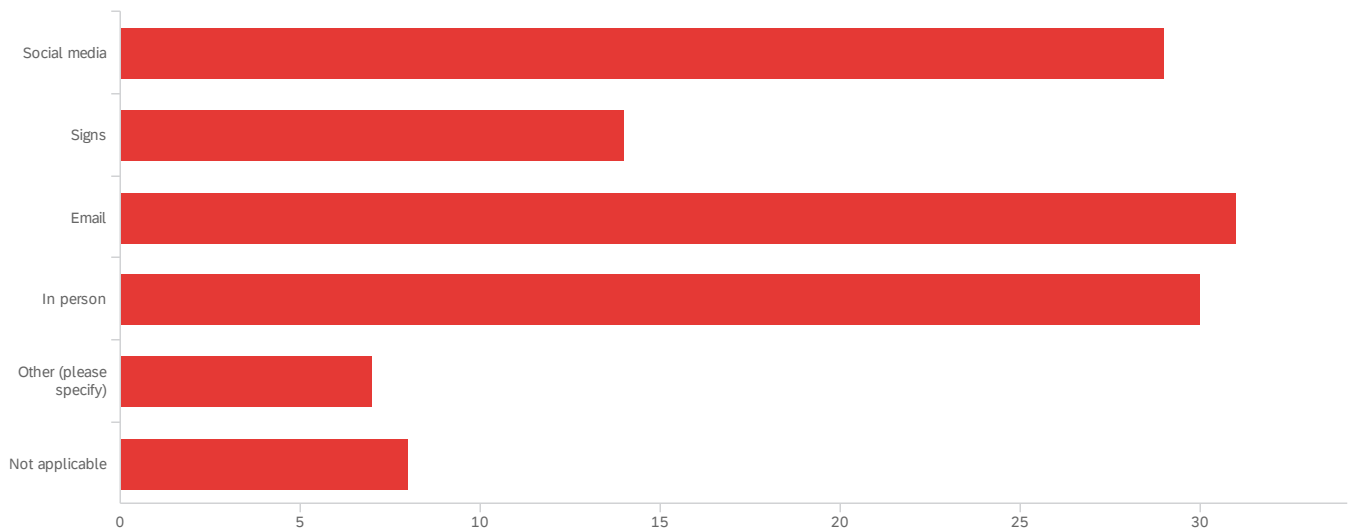
communicating in person

Trying to keep them from panicking

Pre-shift meetings

we have been waiting to give a formal announcement on our plans

Q8 - How are you engaging and educating your customers on COVID-19 information?



#	Field	Choice Count
1	Social media	24.37% 29
2	Signs	11.76% 14
3	Email	26.05% 31
4	In person	25.21% 30
5	Other (please specify)	5.88% 7
6	Not applicable	6.72% 8

119

Showing rows 1 - 7 of 7

Q8_5_TEXT - Other (please specify)

Other (please specify)

Phone calls

Haven't been.

ramped up meetings

Text message

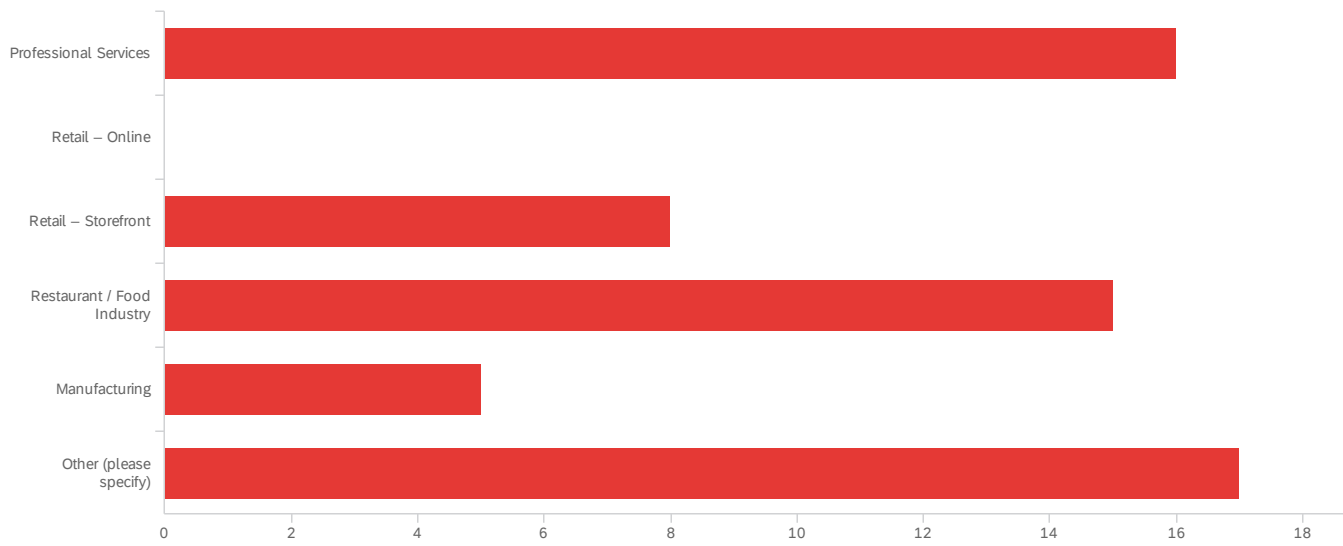
written notes for tenants who do not have access to e mail

Other (please specify)

Press releases

we have been waiting to discuss this issue with our customers until we have a plan in place

Q9 - What is your industry?



#	Field	Minimum	Maximum	Mean	Std Deviation	Variance	Count
1	What is your industry? - Selected Choice	1.00	6.00	3.72	1.90	3.61	61

#	Field	Choice Count
1	Professional Services	26.23% 16
2	Retail - Online	0.00% 0
3	Retail - Storefront	13.11% 8
4	Restaurant / Food Industry	24.59% 15
5	Manufacturing	8.20% 5
6	Other (please specify)	27.87% 17

61

Showing rows 1 - 7 of 7

Q9_6_TEXT - Other (please specify)

Other (please specify)

Live Entertainment

Other (please specify)

Concerts

Manufacturer Rep Group

Linen and Uniform Rental Services

landlord

community events

Traveling Artist / retail art sales

Entertainment

Marketing Technology

Pharmaceuticals

Real Estate

Biotech

arts, events, commissary kitchen, rentals

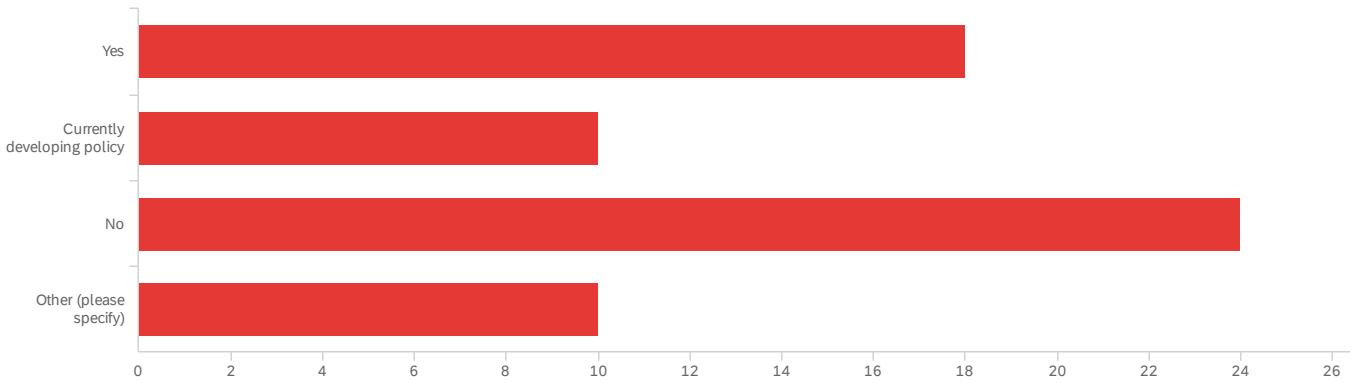
Dental office

Economic Development, Non-profit

Retail Real Estate

Concerts/Entertainment

Q10 - Does your company have a remote or teleworking policy that has been implemented regarding COVID-19?



#	Field	Minimum	Maximum	Mean	Std Deviation	Variance	Count
1	Does your company have a remote or teleworking policy that has been implemented regarding COVID-19? - Selected Choice	1.00	4.00	2.42	1.07	1.15	62

#	Field	Choice Count
1	Yes	29.03% 18
2	Currently developing policy	16.13% 10
3	No	38.71% 24
4	Other (please specify)	16.13% 10
		62

Showing rows 1 - 5 of 5

Q10_4_TEXT - Other (please specify)

Other (please specify)

Our business is based on serving guests in house.

We only have 6 positions that can be facilitated remotely

We only have a handful of daily office staff, the majority of our employees only work during the Events

Not applicable to food business.

Other (please specify)

We've implemented what we can for remote working but the nature of our work does require us to come in when needed.

N/A I am the only employee.

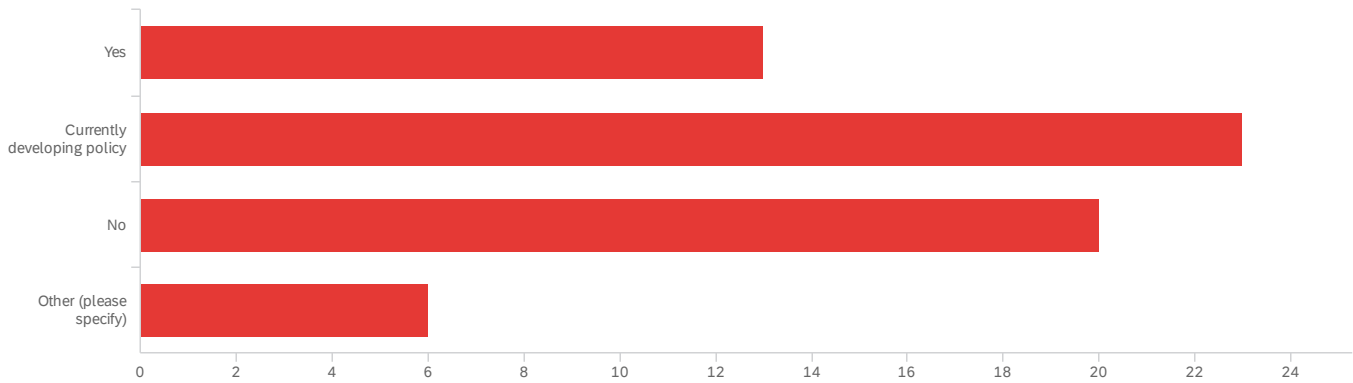
Not Possible

Hybrid approach. Rotating shifts as needed depending on roles.

If someone gets sick, we will all get tested and go from there

This does not work for an event center

Q12 - Does your company leave policy contain guidance for these situations?



#	Field	Minimum	Maximum	Mean	Std Deviation	Variance	Count
1	Does your company leave policy contain guidance for these situations? - Selected Choice	1.00	4.00	2.31	0.91	0.83	62

#	Field	Choice Count
1	Yes	20.97% 13
2	Currently developing policy	37.10% 23
3	No	32.26% 20
4	Other (please specify)	9.68% 6
		62

Showing rows 1 - 5 of 5

Q12_4_TEXT - Other (please specify)

Other (please specify)

Not applicable to my kind of business.

We don't have a leave program. If the employee is sick they are not to come to work.

Employees are independent contractors.

N/A for employees, but if I, myself, are not at festivals, I'm not making any sales, and not taking in any revenue.

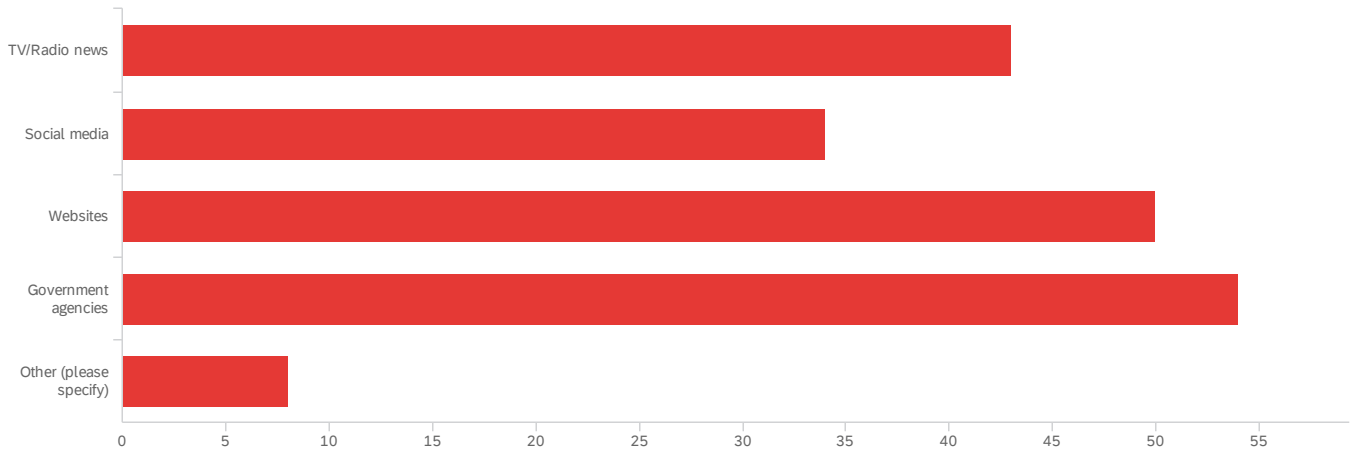
we are very tight on finances and if we don't get business we can't pay anyone or our bills

Other (please specify)

Not sure

Q14 - How are you receiving information that will help inform your decisions regarding

COVID-19?



#	Field	Choice Count
1	TV/Radio news	22.75% 43
2	Social media	17.99% 34
3	Websites	26.46% 50
4	Government agencies	28.57% 54
5	Other (please specify)	4.23% 8
		189

Showing rows 1 - 6 of 6

Q14_5_TEXT - Other (please specify)

Other (please specify)

Industry advisors. Govt teams have been less than helpful

We only gather information directly from the CDC and official Utah Agencies

Me going and finding it.

Doctor's offices and family nurse

SHRM

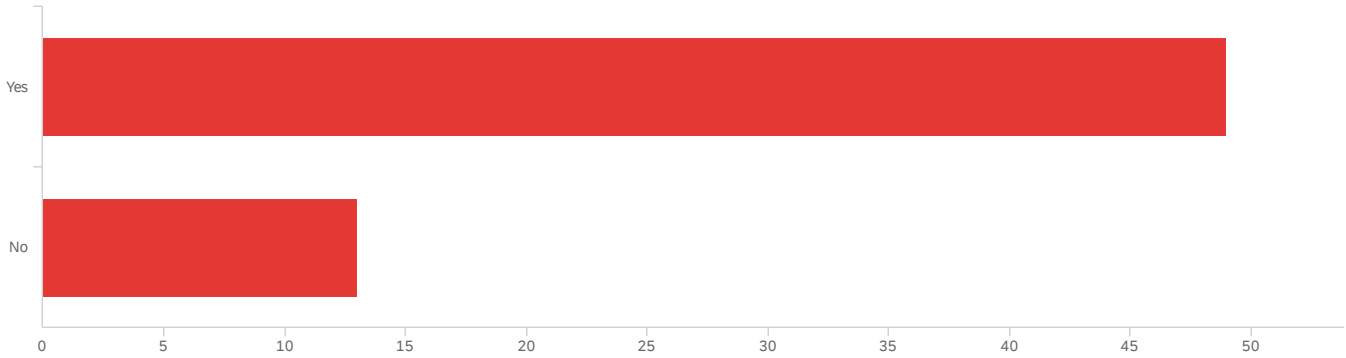
msn.com, ksl.com, ccn.com

Other (please specify)

Industry Groups

Industry contacts

Q15 - Would you like to receive additional information on financial assistance related to COVID-19?



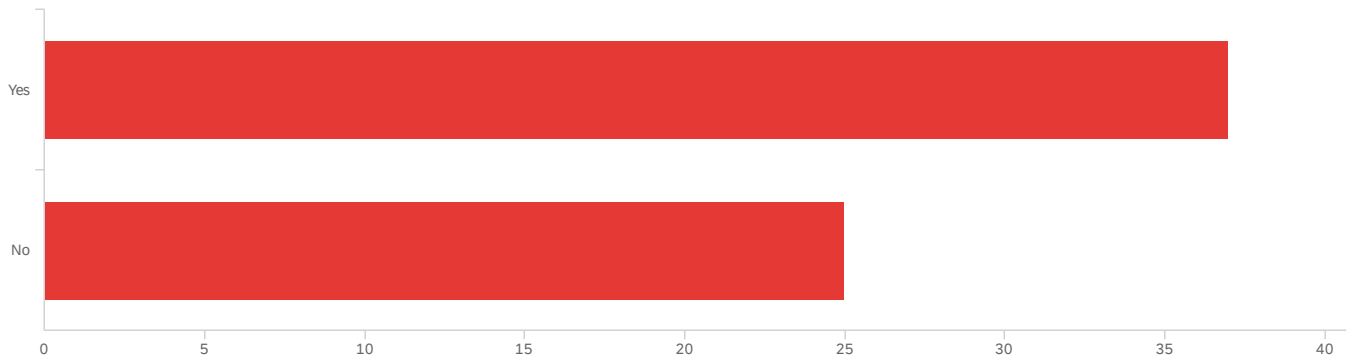
#	Field	Minimum	Maximum	Mean	Std Deviation	Variance	Count
1	Would you like to receive additional information on financial assistance related to COVID-19?	1.00	2.00	1.21	0.41	0.17	62

#	Field	Choice Count
1	Yes	79.03% 49
2	No	20.97% 13

62

Showing rows 1 - 3 of 3

Q16 - Are you interested in other business development services?



#	Field	Minimum	Maximum	Mean	Std Deviation	Variance	Count
1	Are you interested in other business development services?	1.00	2.00	1.40	0.49	0.24	62

#	Field	Choice Count
1	Yes	59.68% 37
2	No	40.32% 25

62

Showing rows 1 - 3 of 3

End of Report